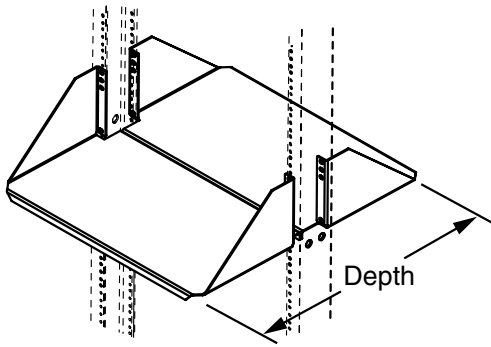


C5

HEAVY-DUTY ALUMINUM SHELF, DOUBLE SIDED

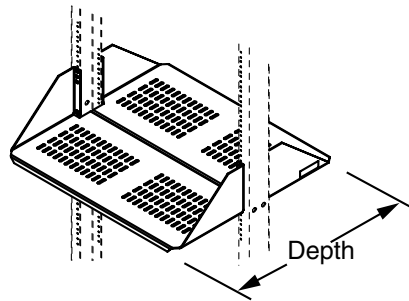
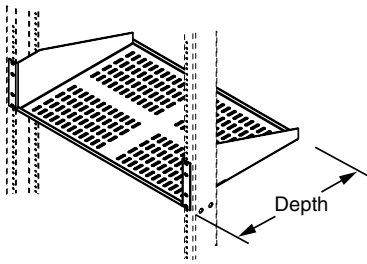
Modified:10/16/2009



	part number	rack	depth
Ordering	NDRS191021xx	19"	20"
	NDRS231021xx	23"	20"

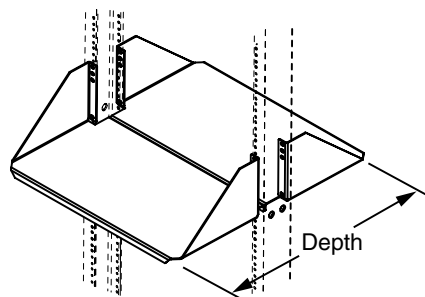
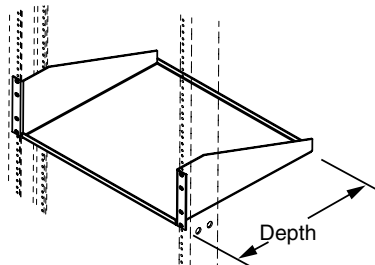
C5

VENTED ALUMINUM SHELF, SINGLE AND DOUBLE SIDED



	part number	rack	depth	description
Ordering	NDRS191515xx	19"	15"	single sided
	NDRS231515xx	23"	15"	single sided
	NDRS191125xx	19"	21-3/4"	double sided
	NDRS231125xx	23"	21-3/4"	double sided

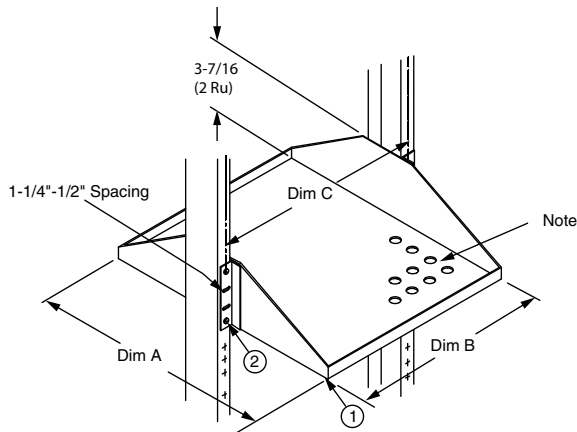
ALUMINUM SHELF, SINGLE AND DOUBLE SIDED



	part number	rack	depth	description
Ordering	NDRS191510xx	19"	15"	single sided
	NDRS231510xx	23"	15"	single sided
	NDRS191120xx	19"	21-3/4"	double sided
	NDRS231120 xx	23"	21-3/4"	double sided

EQUIPMENT SHELF

Modified:02/15/2012



Item	Qty.	Description
1	1	shelf assembly
2	2	12-24 x 3/4" phms

Notes:

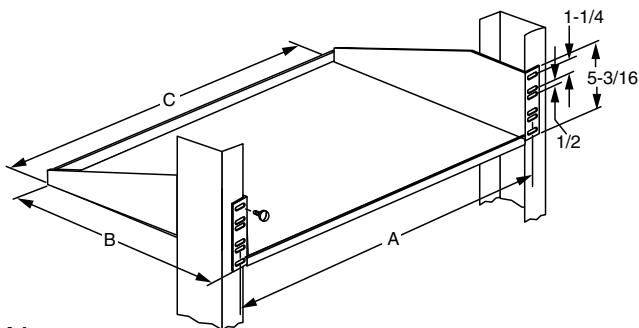
- XX = finish code; standard finish, xx = 30.
- Hole pattern is representative of entire shelf.
- Other shelf sizes available upon request.
- Steel

Part Number	Rack Size	Dim A	Dim B	Dim C	Vent Hole
00406201xx	19	11-1/2"	17-1/4"	18-5/16"	none
00406202xx	19	13-1/2"	17-1/4"	18-5/16"	none
00406203xx	19	15-1/2"	17-1/4"	18-5/16"	none
00406204xx	19	19-1/2"	17-1/4"	18-5/16"	none
00406205xx	23	11-1/2"	21-1/4"	22-5/16"	none
00406206xx	23	13-1/2"	21-1/4"	22-5/16"	none
00406207xx	23	15-1/2"	21-1/4"	22-5/16"	none
00406208xx	23	19-1/2"	21-1/4"	22-5/16"	none
00406209xx	27	11-1/2"	26	27-1/16"	none
00406210xx	27	13-1/2"	26	27-1/16"	none
00406211xx	27	15-1/2"	26	27-1/16"	none
00406212xx	27	19-1/2"	26	27-1/16"	none
21057001xx	19	24	17-1/4"	18-5/16"	none
20340808xx	19	27	17-1/4"	18-5/16"	none
20340809xx	19	24-1/2"	17-1/4"	18-5/16"	none
20340807xx	19	19-1/2"	17-1/4"	18-5/16"	1/4"
20260306xx	23	22	21-1/4"	22-5/16"	none

C5

EQUIPMENT SHELF

Modified:10/08/2009



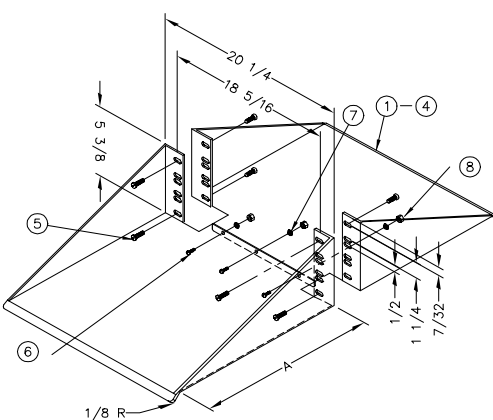
Notes:

- XX= finish code; standard finish, xx= 30.
- Other shelf sizes available upon request.
- Steel

part number	rack size	A	B	C	phms
00407701xx	19"	18-5/16"	10	17-3/8"	12
00407702xx	19"	18-5/16"	12	17-3/8"	12
00407703xx	19"	18-5/16"	15	17-3/8"	12
00407704xx	23"	22-5/16"	10	21-3/8"	12
00407705xx	23"	22-5/16"	12	21-3/8"	12
00407706xx	23"	22-5/16"	15	21-3/8"	12
21050501xx	19"	18-5/16"	24	17-3/8"	12
21050502xx	23"	22-5/16"	20	21-3/8"	12
21050504xx	19"	18-5/16"	18	17-3/8"	12

SHELF ASSEMBLY

Modified:02/15/2012



part number	A
21214501xx	7-1/2"
21214502xx	8-1/2"
21214503xx	9-1/2"
21214504xx	10-1/2"
21214505xx	14"

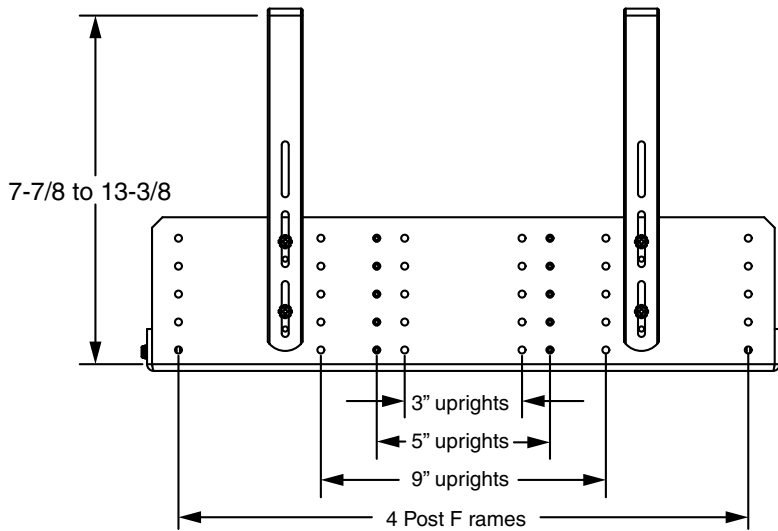
Note:

- Steel

Item	Qty	Description
1	2	shelf
2	16	12-24 x 3/8" phms
3	3	8-32 x 1/2 phms
4	3	#8 lock washer
5	3	8-32 hex nut

UNIVERSAL BATTERY SHELF

Modified:09/15/2014



Ordering Table

Part Number	W	Rack Width
22286601xx	17"	19"
22286602xx	21"	23"

Notes:

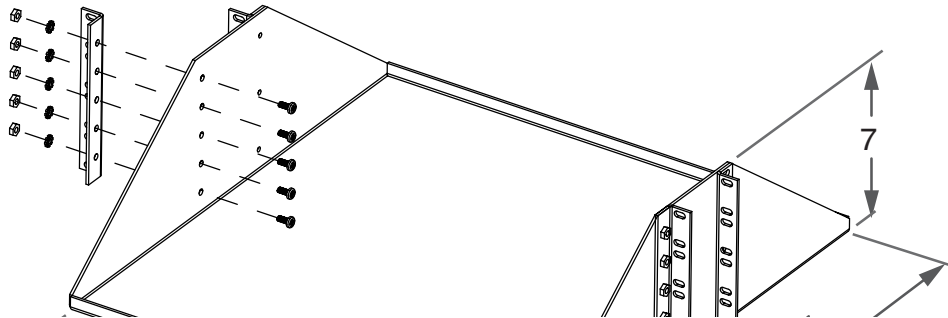
- Outside dimensions approximately 21"W x 22.5"D x 5.5"H
- Maximum shelf capacity of 700 lbs.
****To ensure maximum load rating, all provided mounting hardware must be used to install Battery Shelf into the rack.****
- Batteries shown for illustration, not included with shelf.



HEAVY DUTY BATTERY SHELF

Modified:02/04/2015

Description: Heavy Duty shelf allowing up to 500 pounds evenly distributed. Perfect for batteries, switches and heavy equipment.



Ordering Table

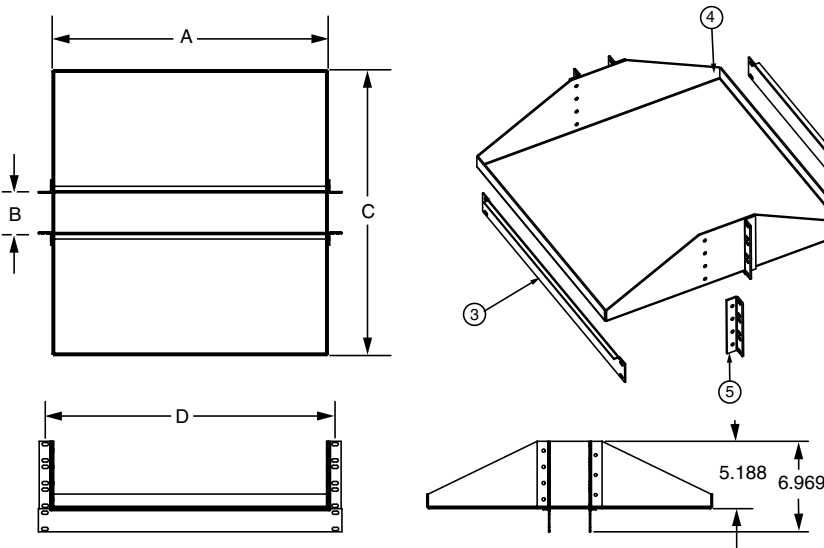
Part Number	A	B	Rack
22304301xx	17.25"	3"	19"
22304302xx	21.25"	3"	23"
22304311xx	17.25"	5"	19"
22304312xx	21.25"	5"	23"

Note:

- Material 11ga. Steel
- Capacity 500 lbs., evenly distributed.

BATTERY SHELF

Modified:02/15/2012



Part Number	A	B	C	D
21846900xx	21.25"	3"	22"	22.31"
21846901xx	17.25"	3"	22"	18.31"
21846951xx	21.25"	5"	22"	22.31"

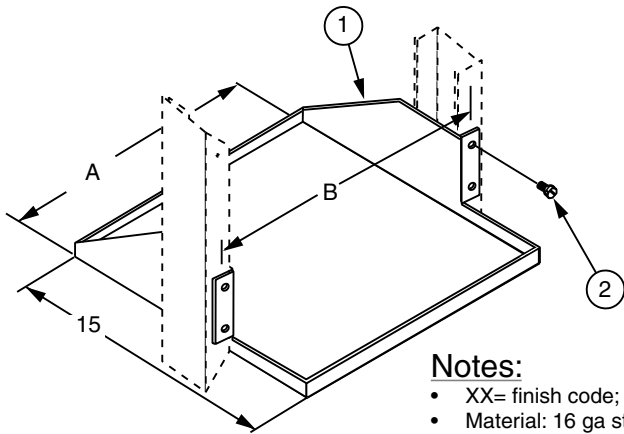
Item	Qty	Description
1	ar	12-24 X 1/2" PHMS
2	ar	12-24 Hex Nut
3	2	Brace
4	1	Heavy Battery Shelf
5	2	Mounting Bracket

Note:

- Material 11ga. steel
- Capacity 300 lbs.; evenly distributed.

EQUIPMENT SHELF, 15 DEEP

Modified:09/22/2009



Notes:

- XX= finish code; standard finish, xx= 30.
- Material: 16 ga steel.

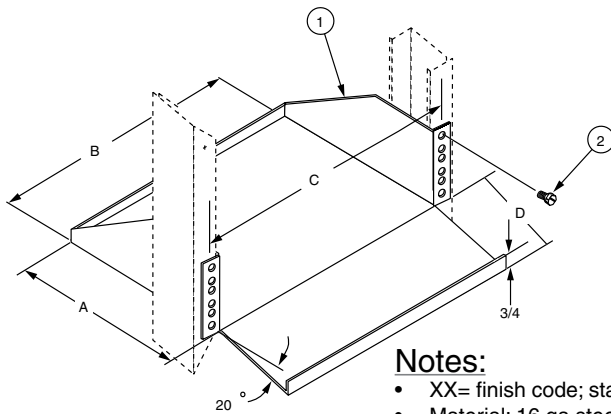
		part number	A	B
Ordering Table		00412601xx	17-1/4"	18-5/16"
		00412602xx	21-1/4"	22-5/16"

		Item	Qty	Description
Stock List		1	1	shelf
		2	4	12-24 x 1/2" tri-lobe screw

C5

COMPUTER SHELF

Modified:09/22/2009



Notes:

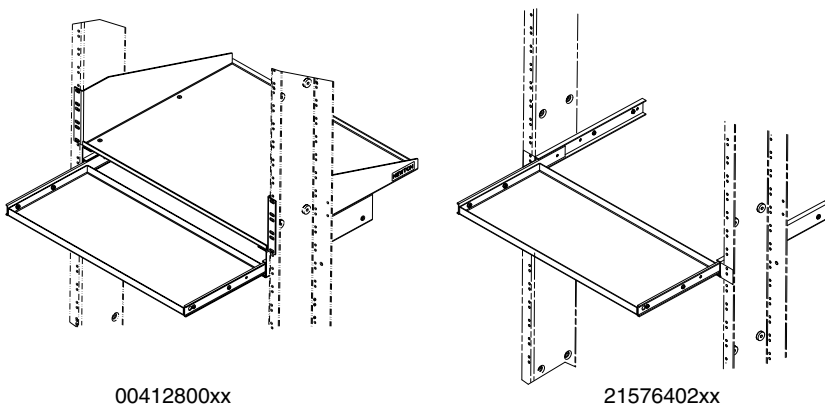
- XX= finish code; standard finish, xx= 30.
- Material: 16 ga steel.

		part number	A	B	C	D
Ordering Table		00412701xx	15"	17-3/8"	18-5/16"	7"
		00412702xx	15"	21-3/8"	22-5/16"	7"
		00412703xx	15"	17-3/8"	18-5/16"	9"
		00412704xx	15"	21-3/8"	22-5/16"	9"

		Item	Qty	Description
Stock List		1	1	shelf
		2	4	12-24 x 1/2" tri-lobe screw

KEYBOARD SHELF

Modified:02/20/2012



00412800xx

21576402xx

		part number	Rack	Equipment Shelf
Ordering		00412800xx	23	yes
		00412803xx	19	yes
		21576402xx	23	no

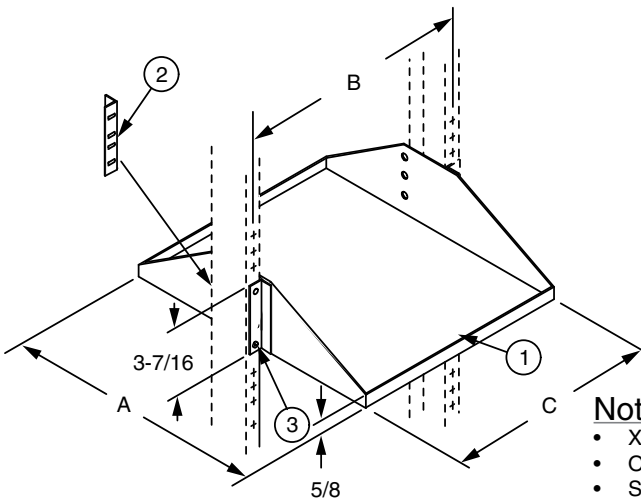
		Item	Qty	Description
Stock List		1	1	keyboard shelf
		2	4	12-24 x 1/2" tri-lobe screw

Notes:

- XX= finish code; standard finish, xx= 30.
- Material: 13 ga steel.

SHELF ASSEMBLY FOR 23" EQUIPMENT RACK

Modified:10/13/2009



	part number	A	B	C
Ordering	00453001xx	15-1/2"	22-5/16"	21-1/4"
	00453002xx	21"	22-5/16"	21-1/4"
	00453003xx	25"	22-5/16"	21-1/4"
	21021800xx	22-1/4"	18-5/16"	17-1/4"
	20824200xx	20"	18-5/16"	17-1/4"

	Item	Qty	Description
Stock List	1	1	shelf
	2	2	mounting bracket
	3	22	12-24 x 1/2" phms
	4	6	12-24 hex nut

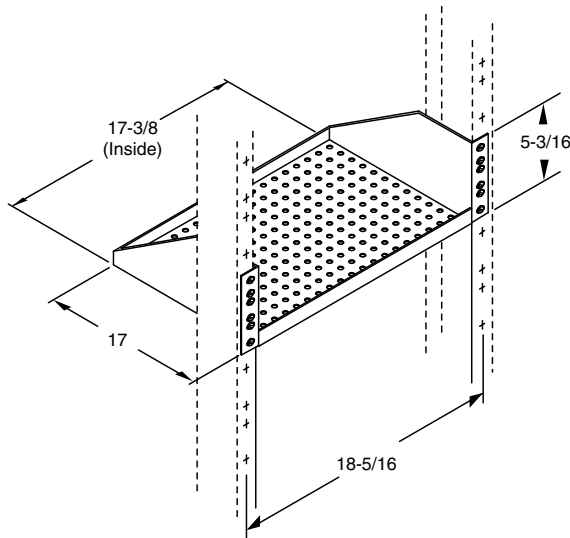
Notes:

- XX= finish code; standard finish, xx= 30.
- Other shelf sizes available upon request.
- Steel

C5

SHELF, VENTED, 19" MOUNTING

Modified:10/01/2009



	part number
Ordering	21096500XX

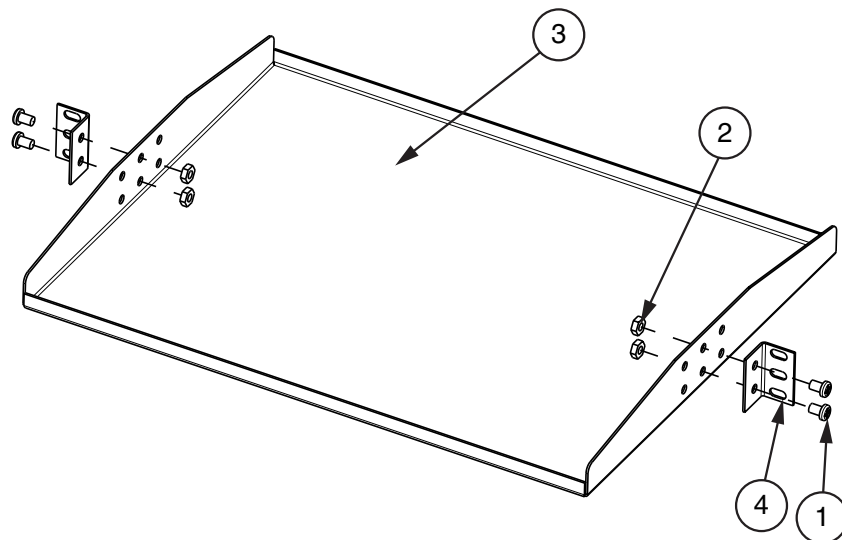
Notes:

- XX = finish code; standard finish, xx= 30.
- Includes twelve 12-24 x 1/2" phms.
- Steel

1 RU SHELF KIT

Modified:02/04/2015

Description: 1 Rack Unit shelf designed to be a light weight but sturdy shelf with minimum RU usage.



Ordering Table

Part Number	Rack	Width	Depth
22400701xx	19"	17.25"	13.5"

Stock List

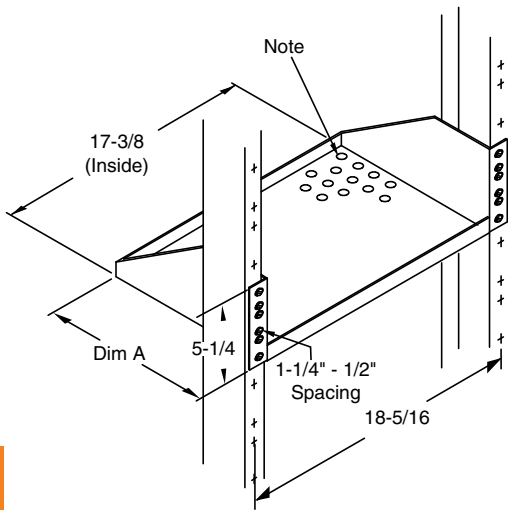
Item	QTY	Description
1	8	12-24 PHMS
2	4	12-24 Hex Nut
3	1	1RU Shelf
4	2	1 RU shelf Ear

Notes:

- Material is steel
- Shelf ear mounting holes are adjustable to 1" increments.

SHELF, VENTED, 19" MOUNTING

Modified:10/01/2009



	part number	A
Ordering	21242100xx	19
	21242102xx	24

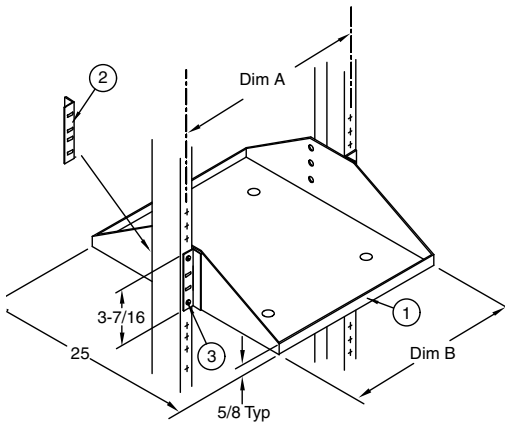
Notes:

- Xx = finish code; standard finish, xx= 30.
- 1/2" Dia vent holes shown are representative of entire shelf hole pattern.
- Includes twelve 12-24 x 1/2" phms.
- Steel

C5

SHELF, FOR CISCO 7000/ 7513 ROUTER

Modified:10/01/2009



	part number	A	B	router
Ordering	21257901xx	18-5/16"	17-1/2"	7000
	21257902xx	22-5/16"	21-1/2"	7000
	21257903xx	18-5/16"	17-1/2"	7513
	21257904xx	22-5/16"	21-1/2"	7513

	Item	Qty	Description
Cisco 7513 Stock List	1	1	shelf assembly
	2	2	mtg. braacket
	3	26	12-24 x 1/2" phms
	4	6	12-24 hex nut
	5	2	mounting ear
	6	4	m4 x 10mm phms

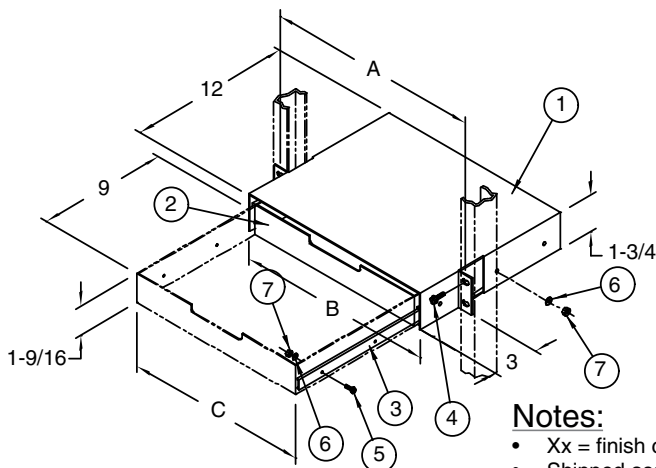
	Item	Qty	Description
Cisco 7000 Stock List	1	2	shelf assembly
	2	2	mtg. braacket
	3	22	12-24 x 1/2" phms
	4	6	12-24 hex nut
	5	5	5/16"-18 x 3/4 hhcs
	6	5	external lock washer

Notes:

- XX = finish code; standard finish, xx= 30.
- Steel

WRITING SHELF ASSEMBLY, WITH PULL-OUT DRAWER

Modified:10/01/2009



	part number	rack size	A	B	C
Ordering	21250701xx	19	18-5/16"	17-3/8"	16-7/16"
	21250702xx	23	22-5/16"	21-3/8"	20-7/16"

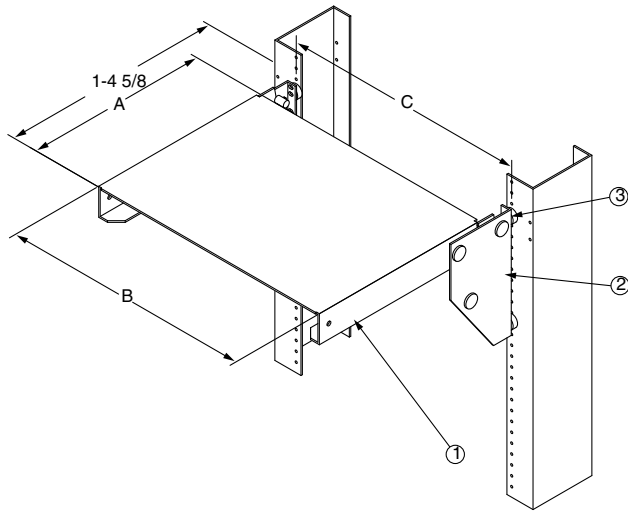
	Item	Qty	Description
Stock List	1	1	mounting frame
	2	1	drawer
	3	2	drawer slide
	4	10	21-24 x 3/8 phms
	5	10	8-32 x 5/16" phms
	6	10	#8 lock washer
	7	10	8-32 hex nut

Notes:

- Xx = finish code; standard finish, xx= 30.
- Shipped assembled.
- Steel

WRITING SHELF, COLLAPSIBLE

Modified:10/15/2009



	part number	A	B	C
Ordering	00406001xx	10-1/2"	18-3/4"	18-5/16"
	00406002xx	13-3/4"	18-3/4"	18-5/16"
	00406003xx	10-1/2"	22-3/4"	22-5/16"
	00406004xx	13-3/4"	22-3/4"	22-5/16"

	Item	Qty	Description
Stock List	1	1	shelf assembly
	2	2	shelf bracket
	3	4	3/8" spacer
	4	4	12-24 x 3/4" phms

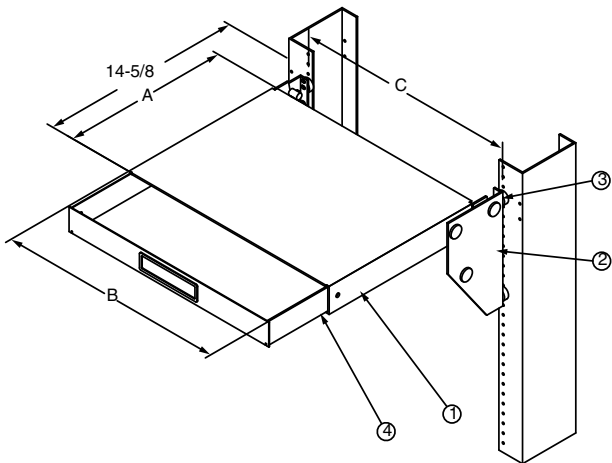
C5

Notes:

- XX= finish code; standard finish, xx= 30.
- Shelves are equipped with spacers for optional mounting.
- Black formica is applied to the top of the shelf.

WRITING SHELF WITH DRAWER, COLLAPSIBLE

Modified:09/22/2009



	Part Number	Dim A	Dim B	Dim C
Order	00406101xx	10-1/2"	18-3/4"	18-5/16"
	00406102xx	13-3/4"	18-3/4"	18-5/16"
	00406103xx	10-1/2"	22-3/4"	22-5/16"
	00406104xx	13-3/4"	22-3/4"	22-5/16"


	Item	Qty.	Description
Stock List	1	1	shelf assembly
	2	2	shelf bracket
	3	4	3/8" spacer
	4	1	drawer assembly
	5	4	12-24 x 3/4" phms

Notes:

- XX= finish code; standard finish, xx= 30.
- Drawer dimensions are 10-3/16" x 18-7/16" for 19" rack and 10-3/16" x 22-7/16" for 23" rack.
- Spring pin is used for locking drawer in place when in down position.
- Shelves are equipped with spacers for optional mounting.
- Black formica is applied to the top of the shelf.

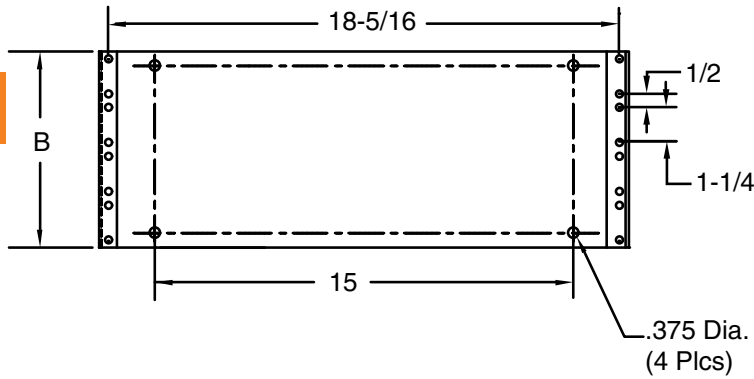
HINGED WALL BRACKET

Modified:10/01/2009



	Part Number	A	B
Ordering Table	21005600xx	6"	7"
	21005602xx	12"	18"

C5

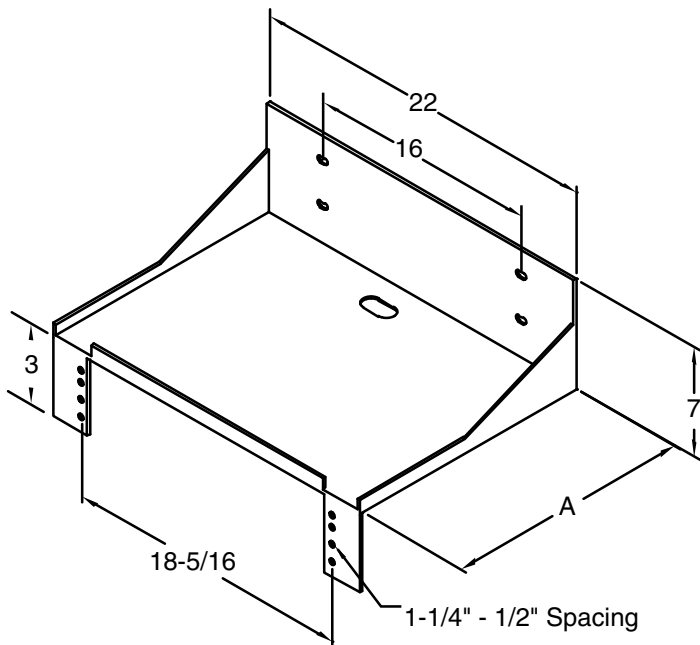


Notes:

- XX = finish code; standard finish, xx= 30.
- Wall mounting hardware not included.
- Steel

SHELF KIT, WALL MOUNTED

Modified:11/04/2009



	Part Number	A
Ordering Table	21260101xx	12"
	21260102xx	15"
	21260103xx	19"

Notes:

- XX = finish code; standard finish, xx= 30.
- Includes eight 10-32 self tapping screws for mounting equipment.
- For 19" equipment mounting .
- Wall attachment hardware not included.
- Steel