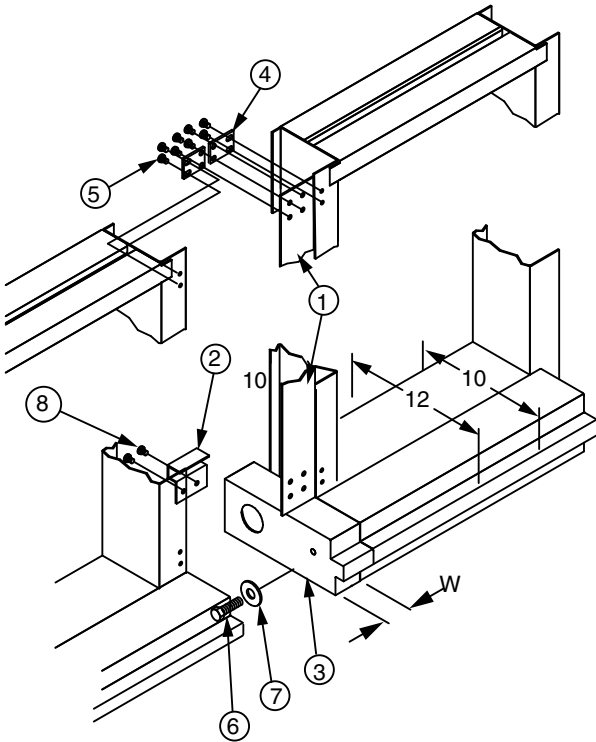


NETBAY SPACER JUNCTION KIT (5-5-2)

Modified:03/11/2013



	part number	W	Height
Ordering	00443101xx	2-1/2"	7'-0"
	00443102xx	2-1/2"	7'-6"
	00443103xx	2-1/2"	8'-0"
	00443104xx	2-1/2"	9'-0"
	00443105xx	2-1/2"	11'-6"
	00443106xx	5"	7'-0"
	00443107xx	5"	7'-6"
	00443108xx	5"	8'-0"
	00443109xx	5"	9'-0"
	00443110xx	5"	11'-6"
	00443111xx	10"	7'-0"
	00443112xx	10"	7'-6"
	00443113xx	10"	8'-0"
	00443114xx	10"	9'-0"
	00443115xx	10"	11'-6"

	Item	Qty	Description
Stock List	1	1	cover
	2	1	2" rear guard rail
	3	1	spacer box
	4	ar	junction plate
	5	ar	12-24 x 1/4 phms
	6	2	3/8-16 x 5/8" hhcs
	7	2	3/8- flat washer
	8	ar	12-24 x 3/8 tri lobe hex

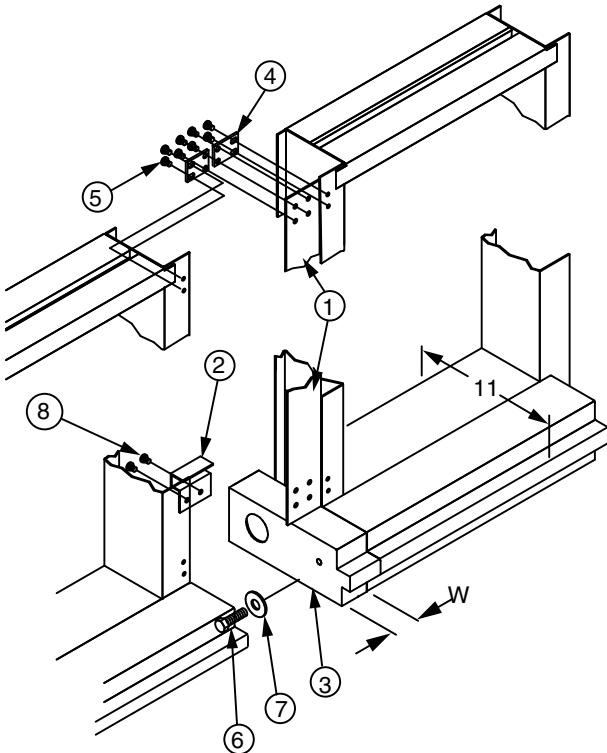
Note:

- 12" dimension is referencing total depth of front guard to rear guard rail.

C8

NETBAY SPACER JUNCTION KIT (6-5-1)

Modified:10/01/2009

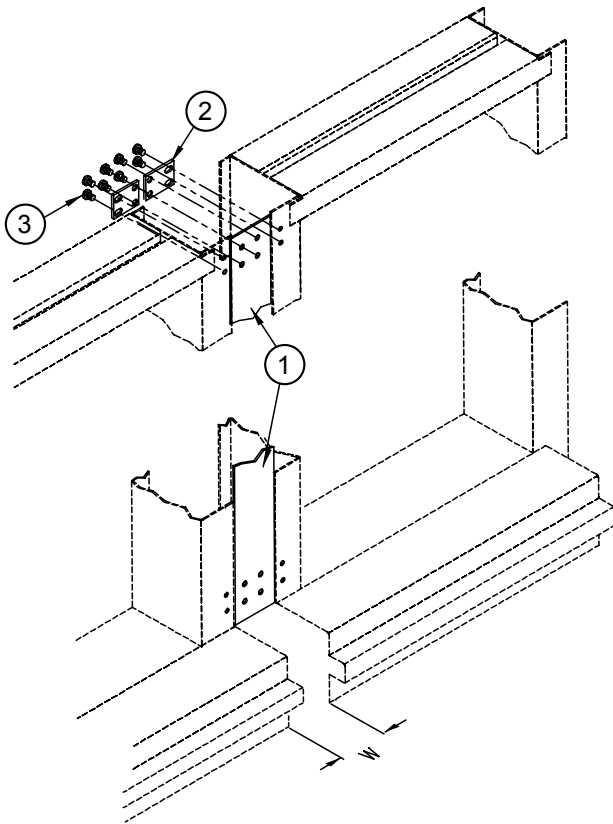


	part number	W	Height
Ordering	00443201xx	2-1/2"	7'-0"
	00443202xx	2-1/2"	7'-6"
	00443203xx	2-1/2"	8'-0"
	00443204xx	2-1/2"	9'-0"
	00443205xx	2-1/2"	11'-6"
	00443206xx	5"	7'-0"
	00443207xx	5"	7'-6"
	00443208xx	5"	8'-0"
	00443209xx	5"	9'-0"
	00443210xx	5"	11'-6"

	Item	Qty	Description
Stock List	1	1	cover
	2	1	1" rear guard rail
	3	1	spacer box
	4	ar	junction plate
	5	ar	12-24 x 1/4 phms
	6	2	3/8-16 x 5/8" hhcs
	7	2	3/8- flat washer
	8	ar	12-24 x 3/8 tri lobe hex

NETWORK BAY FLANGE COVER KIT

Modified:09/28/2009



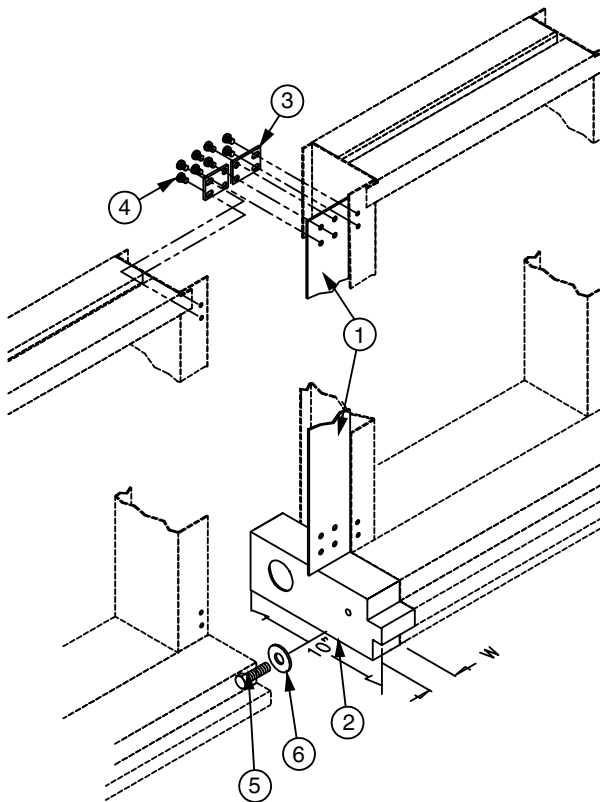
part number	rack height	W
00443401xx	7'-0"	2-1/2"
00443402xx	7'-6"	2-1/2"
00443403xx	8'-0"	2-1/2"
00443404xx	9'-0"	2-1/2"
00443405xx	11'-6"	2-1/2"
00443406xx	7'-0"	5"
00443407xx	7'-6"	5"
00443408xx	8'-0"	5"
00443409xx	9'-0"	5"
00443410xx	11'-6"	5"
00443411xx	7'-0"	10"
00443412xx	7'-6"	10"
00443413xx	8'-0"	10"
00443414xx	9'-0"	10"
00443415xx	11'-6"	10"

Item	Qty	Description
1	1	cover
2	6	junction plate
3	ar	12-24 x 1/4" phms

C8

SPACER JUNCTION KIT WITH COVER, 10" - NETWORK BAY

Modified:10/09/2009

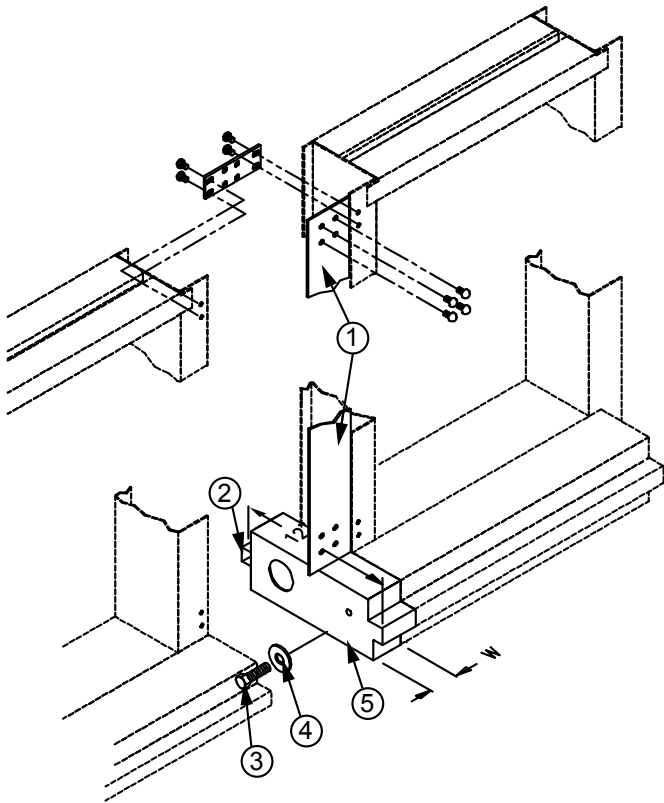


part number	W	Height
21879301xx	2.5"	7'-0"
21879302xx	2.5"	7'-6"
21879303xx	2.5"	8'-0"
21879304xx	2.5"	9'-0"
21879305xx	2.5"	11'-6"
21879311xx	5"	7'-0"
21879312xx	5"	7'-6"
21879313xx	5"	8'-0"
21879314xx	5"	9'-0"
21879315xx	5"	11'-6"
21879321xx	10"	7'-0"
21879322xx	10"	7'-6"
21879323xx	10"	8'-0"
21879324xx	10"	9'-0"
21879325xx	10"	11'-6"

Item	Qty	Description
1	1	cover
2	1	spacer box
3	ar	junction plate
4	ar	12-24 x 1/4" phms
5	2	3/8-16 x 5/8" hhcs
6	2	3/8" flat washer

NETWORK BAY EXT. KIT, 5" FRONT & 2" REAR (5-5-2)

Modified:10/01/2009



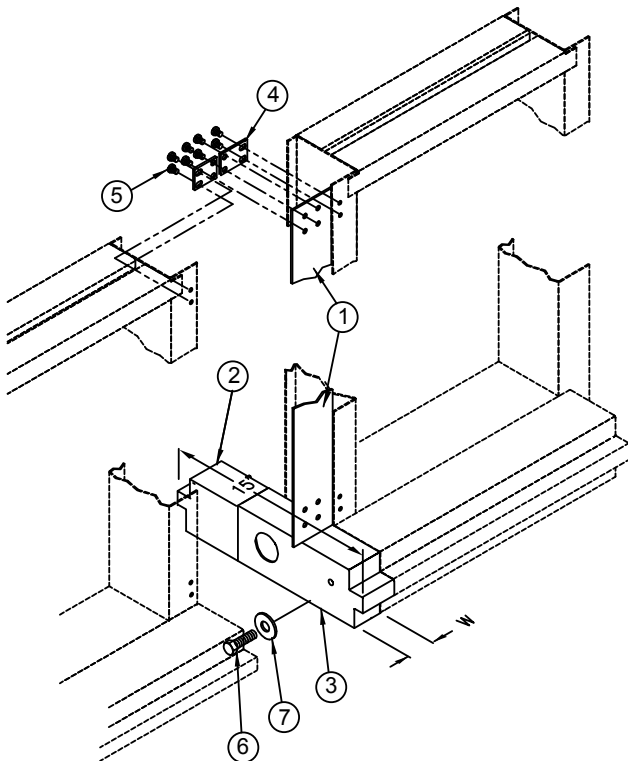
	part number	rack height	W
Ordering Table	21935101xx	7'-0"	2-1/2"
	21935102xx	9'-0"	2-1/2"
	21935103xx	11'-6"	2-1/2"
	21935104xx	7'-0"	5"
	21935105xx	9'-0"	5"
	21935106xx	11'-6"	5"

	Item	Qty	Description
Stock List	1	1	flange spacer
	2	ar	rear guard rail
	3	ar	3/8-16 x 5/8 hhcs
	4	2	flat washer
	5	2	spacer box

C8

NETWORKBAY EXTENDER KIT, 15" (5-5-5)

Modified:10/15/2009



	part number	rack height	W
Ordering Table	21430701xx	7'-0"	5"
	21430702xx	7'-6"	5"
	21430703xx	8'-0"	5"
	21430704xx	9'-0"	5"
	21430705xx	11'-6"	5"
	21430706xx	7'-0"	10"

	Item	Qty	Description
Stock List	1	1	cover
	2	1	rear guard rail
	3	1	spacer box
	4	6	junction plate
	5	24	12-24 x 1/4" phms
	6	2	3/8-16 x 5/8 hhcs
	7	2	3/8 FLAT WASHER

DUCT SPACER COVER KIT FOR NETBAY

Modified:07/25/2011

C8

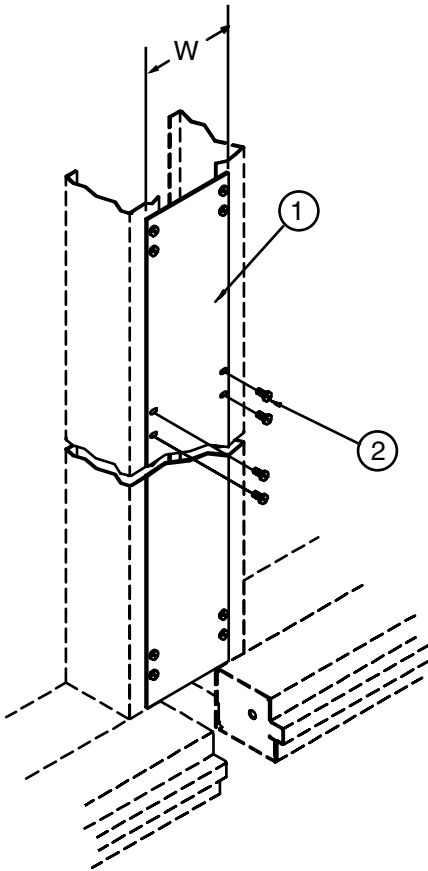


Figure #	rack height	W	phms
21156001xx	7'-0"	2-1/2"	12
21156002xx	7'-6"	2-1/2"	12
21156003xx	8'-0"	2-1/2"	12
21156004xx	9'-0"	2-1/2"	12
21156005xx	11'-6"	2-1/2"	16
21156016xx	11'-8"	2-1/2"	16
21156006xx	7'-0"	5"	12
21156007xx	7'-6"	5"	12
21156008xx	8'-0"	5"	12
21156009xx	9'-0"	5"	12
21156010xx	11'-6"	5"	16
21156017xx	11'-8"	5"	16
21156011xx	7'-0"	10"	12
21156012xx	7'-6"	10"	12
21156013xx	8'-0"	10"	12
21156014xx	9'-0"	10"	12
21156015xx	11'-6"	10"	16
21156018xx	11'-8"	10"	16

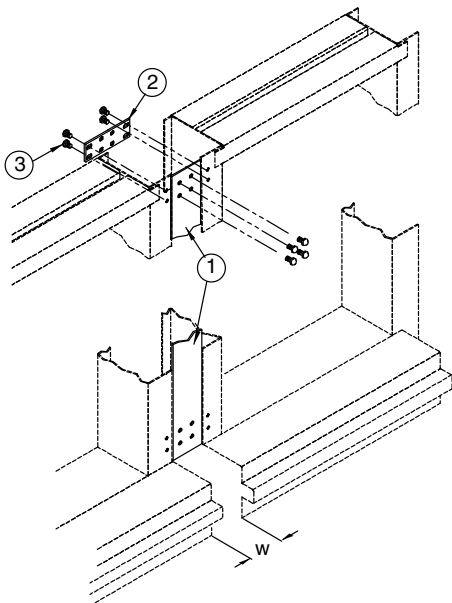
Item	Qty	Description
1	1	cover
2	1	12-24 x 1/4" phms kit

Notes:

- XX= finish code; standard finish, xx= 64.

NETWORK BAY FLANGE COVER KIT

Modified:10/15/2009



part number	W	net bay height	PHMS	junction plates
21934801xx	2-1/2"	7'-0"	24	3
21934802xx	2-1/2"	9'-0"	32	4
21934803xx	2-1/2"	11'-6"	32	4
21934804xx	2-1/2"	7'-6"	24	3
21934901xx	5"	7'-0"	24	3
21934902xx	5"	9'-0"	32	4
21934903xx	5"	11'-6"	32	4
21934911xx	7-1/2"	7'-0"	24	3
21934912xx	7-1/2"	9'-0"	32	4
21934913xx	7-1/2"	11'-6"	32	4

Item	Qty	Description
1	1	cover
2	1	junction plate kit
3	1	12-24 phms kit

DUCT SPACER KIT FOR NETWORK BAY (5-5-2)

Modified:10/02/2009

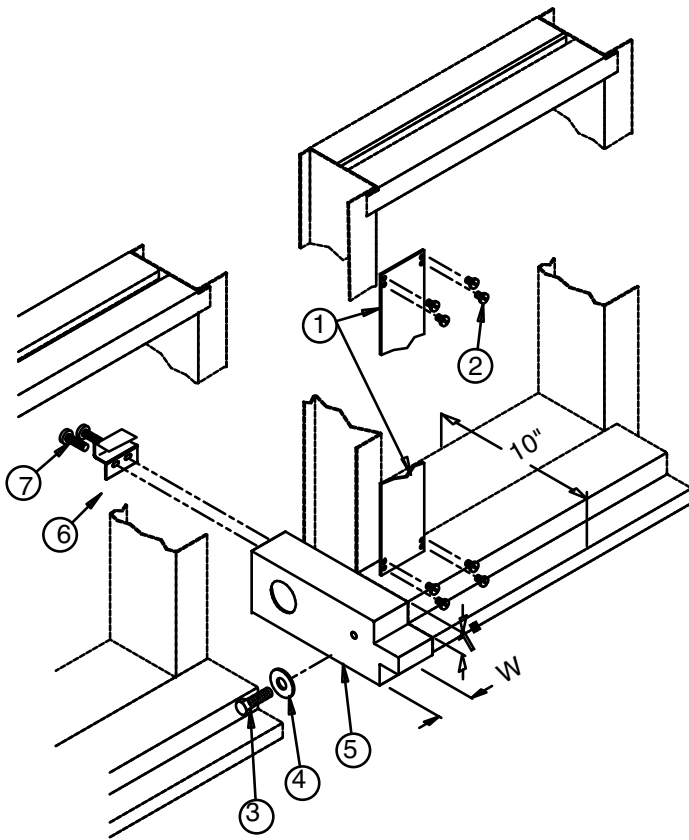


Figure #	height	W
21197901xx	7'-0"	2-1/2"
21197902xx	7'-6"	2-1/2"
21197903xx	8'-0"	2-1/2"
21197904xx	9'-0"	2-1/2"
21197905xx	11'-6"	2-1/2"
21197906xx	7'-0"	5"
21197907xx	7'-6"	5"
21197908xx	8'-0"	5"
21197909xx	9'-0"	5"
21197910xx	11'-6"	5"

Item	Qty	Description
1	1	cover
2	12	12-24 x 1/4" phms
3	2	3/8"-16 x 5/8" hhcs
4	2	3/8" flat washer
5	1	2" rear guard rail
6	1	spacer box
7	2	12-24 x 3/8" hhms

Notes:

- XX= finish code; standard finish, xx= 64.
- For use with 004700 and nwb version of 008000 series racks.

C8

DUCT SPACER KIT FOR NETWORK BAY WITH REAR GUARD KIT (5-5-5)

Modified:10/02/2009

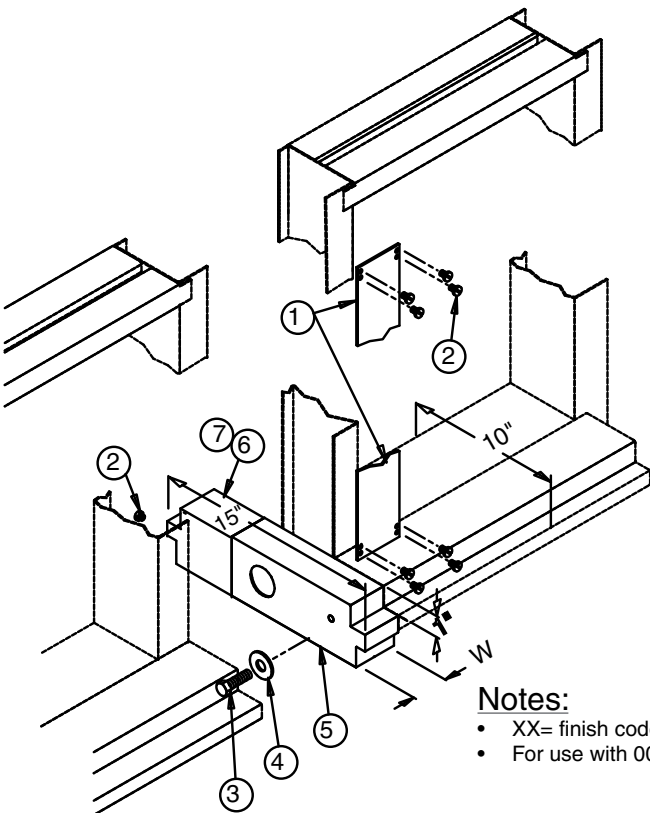


Figure #	height	W
21791201xx	7'-0"	2-1/2"
21791202xx	7'-6"	2-1/2"
21791203xx	8'-0"	2-1/2"
21791204xx	9'-0"	2-1/2"
21791205xx	11'-6"	2-1/2"
21791206xx	7'-0"	5"
21791207xx	7'-6"	5"
21791208xx	8'-0"	5"
21791209xx	9'-0"	5"
21791210xx	11'-6"	5"

Item	Qty	Description
1	1	cover
2	14	12-24 x 1/4" phms
3	2	3/8"-16 x 5/8" hhcs
4	2	3/8" flat washer
5	1	spacer box
6	1	rear guard rail
7	2	5" cover

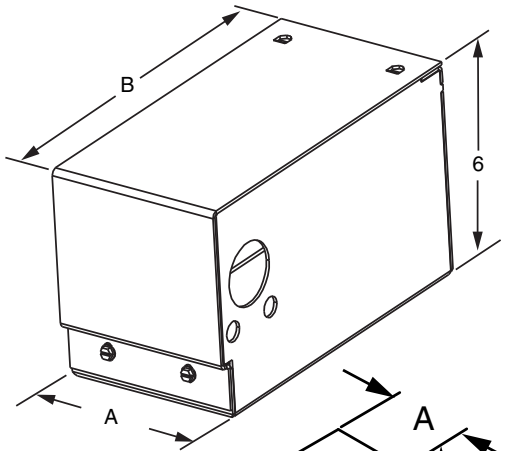
Notes:

- XX= finish code; standard finish, xx= 64.
- For use with 004700 and nwb version of 008000 series racks.

REAR GUARD ASSEMBLY FOR DUCT SPACER

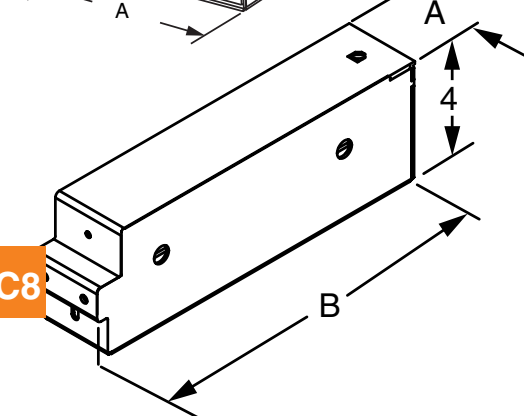
Modified:12/16/2010

UFER Rear Guard Assembly



	part number	A	B
UFER Ordering Table	22279101xx	2-1/2"	5"
	22279102xx	5"	5"
	22279103xx	10"	5"
	22279111xx	2-1/2"	10"
	22279112xx	5"	10"
	22279113xx	10"	10"
	22279121xx	2-1/2"	15"
	22279122xx	5"	15"
	22279123xx	10"	15"

	part number	A	B
Network Bay Ordering Table	21879501xx	2.5"	5"
	21879502xx	5"	5"
	21879503xx	10"	5"
	21879511xx	2.5"	8"
	21879512xx	5"	8"
	21879513xx	10"	8"
	21879514xx	2.5"	12"
	21879515xx	10"	5"
	21879516xx	5"	12"

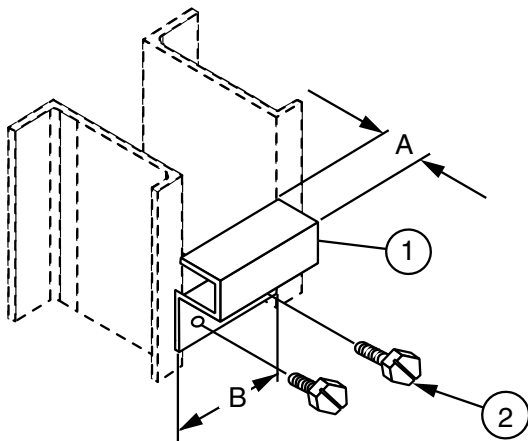


Network Bay Rear Guard Assembly

	Item	Qty	Description
Stock List	1	2	12-24 x 1/2" tri-lobe
	2	1	rear spacer cover
	3	1	rear guard

REAR GUARD RAIL FOR SPACER KITS - NETWORK BAY

Modified:10/01/2009



	part number	A	B
Ordering	00433201xx	1"	2-1/2"
	00433202xx	1"	5"
	00433203xx	1"	10"
	00433204xx	2"	2-1/2"
	00433205xx	2"	5"
	00433206xx	2"	10"

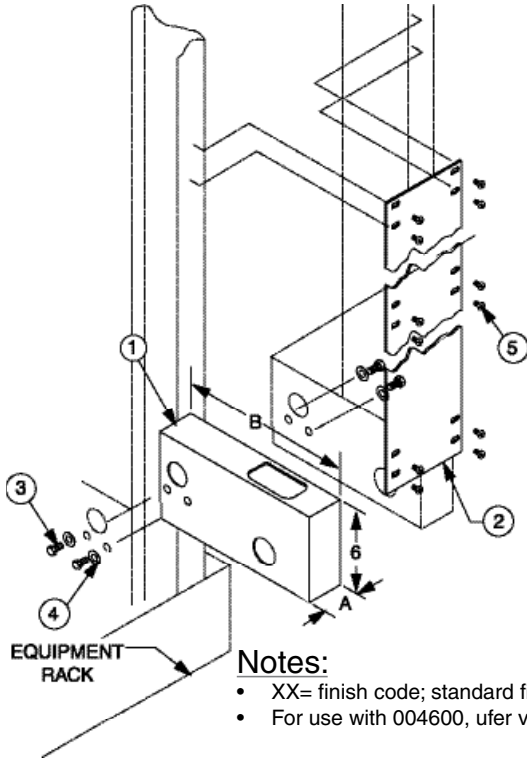
	Item	Qty	Description
Stock List	1	1	rear guard rail
	2	2	12-24 x 3/8" shhms

Notes:

- Xx= finish code; standard finish, xx= 31.
- This rear guard rail to be used with universal unequal flange equipment rack when network bay configuration is required.

DUCT SPACER KIT FOR UFER

Modified:10/09/2009



Notes:

- XX= finish code; standard finish, xx= 31.
- For use with 004600, ufer version of the 00800 Series racks.

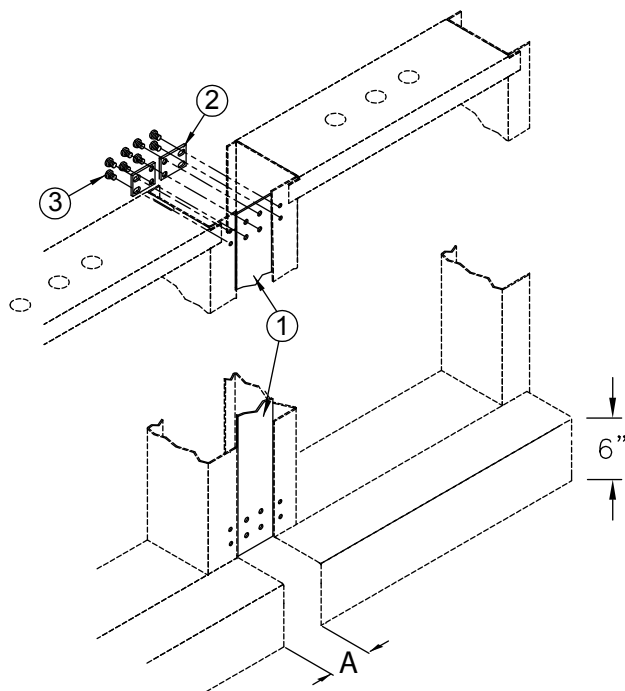
	Item	Qty	Description
Stock List	1	ar	spacer box
	2	ar	spacer
	3	ar	3/8"-16 x 5/8" hhcs
	4	ar	3/8" flat washer
	5	ar	12-24 x 1/4" phms

	Figure #	rack height	A	B
Ordering Number	21572901xx	7'-0"	2-1/2"	12"
	21572902xx	9'-0"	2-1/2"	12"
	21572903xx	11'-6"	2-1/2"	12"
	21572904xx	7'-0"	5"	12"
	21572905xx	9'-0"	5"	12"
	21572906xx	11'-6"	5"	12"
	21572907xx	7'-0"	10"	12"
	21572908xx	9'-0"	10"	12"
	21572909xx	11'-6"	10"	12"
	21572910xx	7'-0"	2-1/2"	15"
	21572911xx	9'-0"	2-1/2"	15"
	21572912xx	11'-6"	2-1/2"	15"
	21572913xx	7'-0"	5"	15"
	21572914xx	9'-0"	5"	15"
	21572915xx	11'-6"	5"	15"
	21572916xx	7'-0"	10"	15"
	21572917xx	9'-0"	10"	15"
	21572918xx	11'-6"	10"	15"
	21572919xx	8'-0"	7"	15"
	21572920xx	8'-0"	5"	15"
	21572921xx	8'-0"	2-1/2"	15"
	21572922xx	7'-0"	2-1/2"	10"
	21572923xx	7'-0" w/ top angle	2-1/2"	12"
	21572924xx	7'-0" w/ top angle	5"	12"
	21572925xx	7'-0"	5"	10"
21572926xx	7'-0" w/ top angle	2-1/2"	15"	
21572929xx	7'-0" w/ top angle	5"	15"	

C8

EXTENDER DUCT - UFER

Modified:02/06/2012

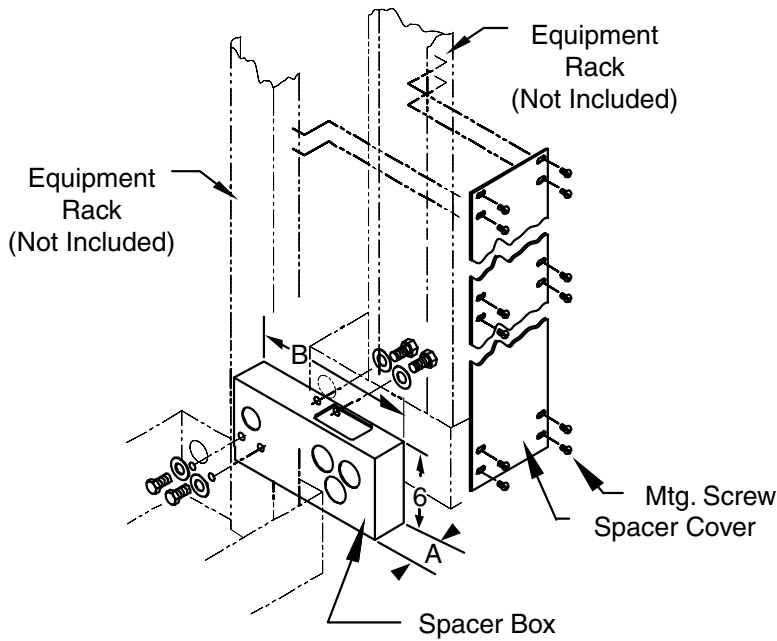


	part number	A	rack height
Ordering Table	21667701xx	5"	7'-0"
	21667702xx	5"	7'-6"
	21667801xx	10"	7'-0"
	21667804xx	10"	9'-0"
	21667805xx	10"	11'-6"
	21667703xx	5"	8'-0"
	21667704xx	5"	9'-0"
	21667705xx	5"	11'-6"
	21917301xx	2-1/2"	7'-0"
	21917304xx	2-1/2"	9'-0"
	21917305xx	2-1/2"	11'-6"

	Item	Qty	Description
Stock List	1	1	spacer plate
	2	ar	junction plate
	3	ar	12-24 x 1/4" phms

SPACER KIT, UFER

Modified:09/22/2009

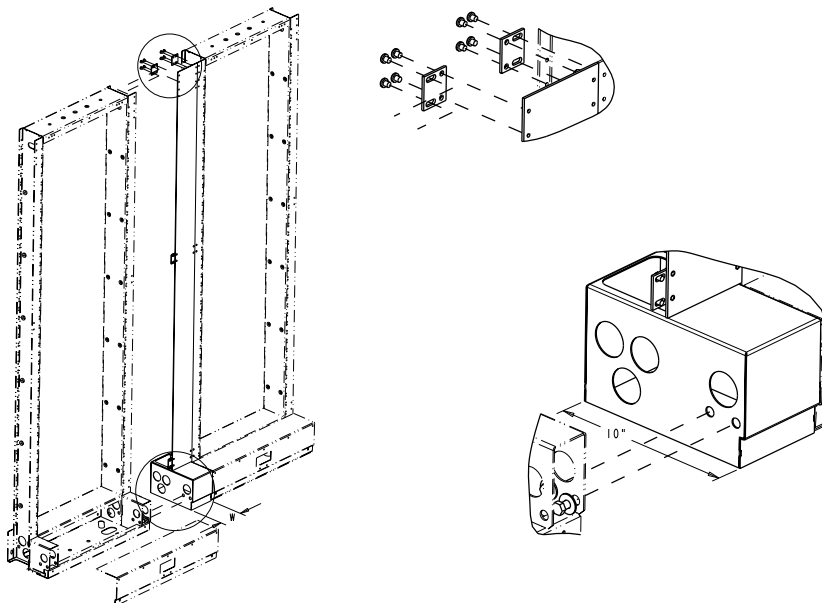


	part number	rack height	A	B
Ordering Table	21243301 XX	7'	2-1/2"	12"
	21243302 XX	9'	2-1/2"	12"
	21243303 XX	11'-6"	2-1/2"	12"
	21243304 XX	7'	5"	12"
	21243305 XX	9'	5"	12"
	21243306 XX	11'-6"	5"	12"
	21243307 XX	7'	10"	12"
	21243308 XX	9'	10"	12"
	21243309 XX	11'-6"	10"	12"
	21243310 XX	7'	2-1/2"	15"
	21243311 XX	9'	2-1/2"	15"
	21243312 XX	11'-6"	2-1/2"	15"
	21243313 XX	7'	5"	15"
	21243314 XX	9'	5"	15"
	21243315 XX	11'-6"	5"	15"
	21243316 XX	7'	10"	15"
	21243317 XX	9'	10"	15"
	21243318 XX	11'-6"	10"	15"
	21243319 XX	8'	7"	15"
	21243320 XX	8'	5"	15"
	21243321 XX	8'	2-1/2"	15"
	21243322 XX	7'	2-1/2"	10"
	21243323 XX	7' with angle	2-1/2"	12"
	21243324 XX	7' with angle	5"	12"
	21243325 XX	7'	5"	10"
	21243326 XX	7'	7-1/2"	12"
	21243327 XX	7'	7-1/2"	15"
	21243328 XX	7' with angle	5"	15"
	21243329 XX	9'	5"	10"
	21243330 XX	11'-6"	5"	10"

C8

UFFER SPACER KIT

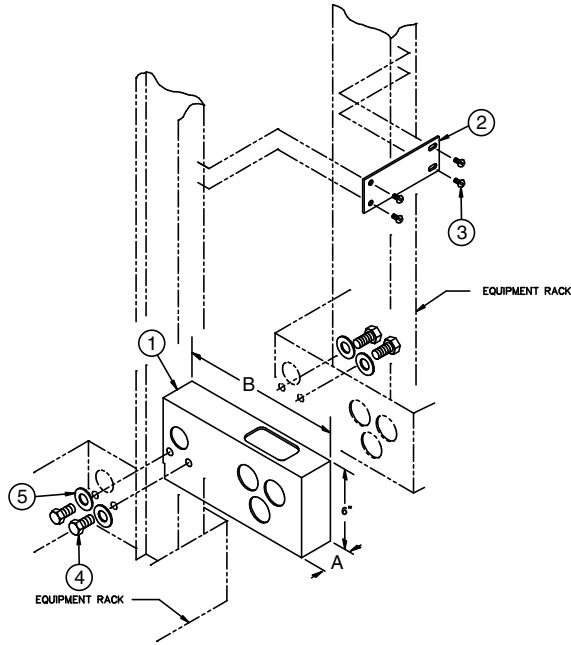
Modified:02/06/2012



	part number	W	UFER height
Ordering Table	22279201xx	2-1/2"	7'-0"
	22279203xx	2-1/2"	8'-0"
	22279204xx	2-1/2"	9'-0"
	22279205xx	2-1/2"	11'-6"
	22279211xx	5"	7'-0"
	22279213xx	5"	8'-0"
	22279214xx	5"	9'-0"
	22279215xx	5"	11'-6"
	22279221xx	10"	7'-0"
	22279223xx	10"	8'-0"
	22279224xx	10"	9'-0"
	22279225xx	10"	11'-6"

SPACER KIT FOR STANDARD UFER

Modified:06/25/2012



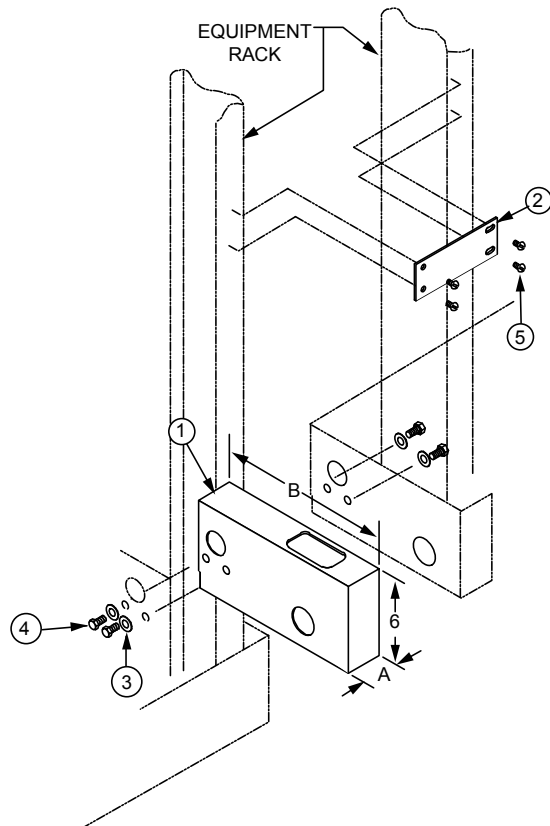
		part number	A	B
Ordering Table		21266001xx	2-1/2"	12"
		21266002xx	5"	12"
		21266003xx	10"	12"
		21266004xx	2-1/2"	15"
		21266005xx	5"	15"
		21266006xx	10"	15"
		21266007xx	2-1/2"	10"
		21266008xx	5"	10"

		Item	Qty	Description
Stock List		1	1	spacer box
		2	4	junction plate
		3	16	12-24 x 1/4" phcs
		4	4	3/8-16 x 5/8 hchcs
		5	4	3/8 flat washer

C8

SPACER KIT FOR SEISMIC UFER

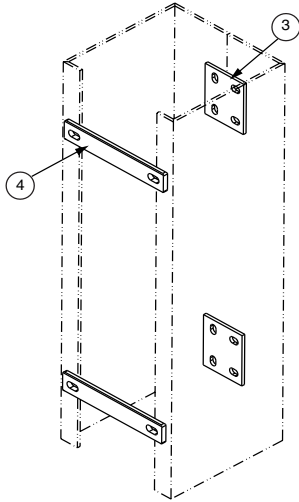
Modified:06/25/2012



		part number	A	B
Ordering Table		21572601xx	2-1/2"	12"
		21572602xx	5"	12"
		21572603xx	10"	12"
		21572604xx	2-1/2"	15"
		21572605xx	5"	15"
		21572606xx	10"	15"
		21572607xx	2-1/2"	10"
		21572608xx	5"	10"
		21572609xx	7-1/2"	10"
		21572610xx	7-1/2"	12"
		21572611xx	7-1/2"	15"
		21572612xx	7-1/2"	17"
		21572613xx	5"	17"

		Item	Qty	Description
Stock List		1	1	spacer box
		2	4	junction plate
		3	4	3/8 flat washer
		4	4	3/8-16 x 5/8 hchcs
		5	16	12-24 x 1/4" phcs

JUNCTION KIT



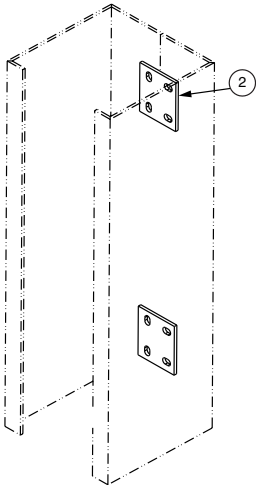
	Item	Qty	Description
7' Stock List	1	ar	12-24 x 3/8 tri-lobe
	2	ar	12-24 x 1/4 tri-lobe
	3	3	junction plate
	4	3	junction spacer

	part number	Rack height
Ordering Table	21935401xx	7'
	21935402xx	8' and above

	Item	Qty	Description
8+ Stock List	1	ar	12-24 x 3/8 tri-lobe
	2	ar	12-24 x 1/4 tri-lobe
	3	4	junction plate
	4	4	junction spacer

JUNCTION KIT

C8

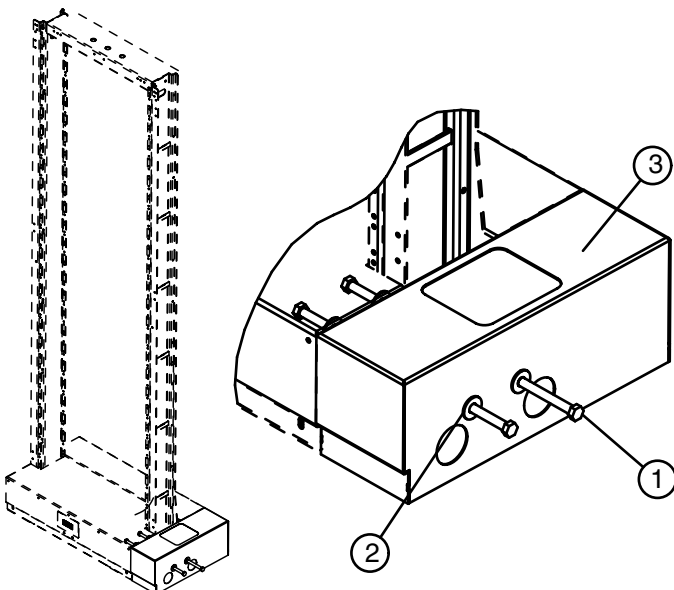


	Item	Qty	Description
7' Stock List	1	12	12-24 x 3/8 tri-lobe
	2	3	junction plate

	part number	Rack height
Ordering Table	21892201xx	7'
	21892202xx	8' and above

	Item	Qty	Description
8+ Stock List	1	16	12-24 x 3/8 tri-lobe
	2	4	junction plate

DUCT SPACER KIT FOR NGN ONLY, BOX ONLY KIT



	Part #	Spacer Kit
Ordering	21899903xx	10" x 10"
	21899902xx	5" x 10"
	21899905xx	5" x 15"

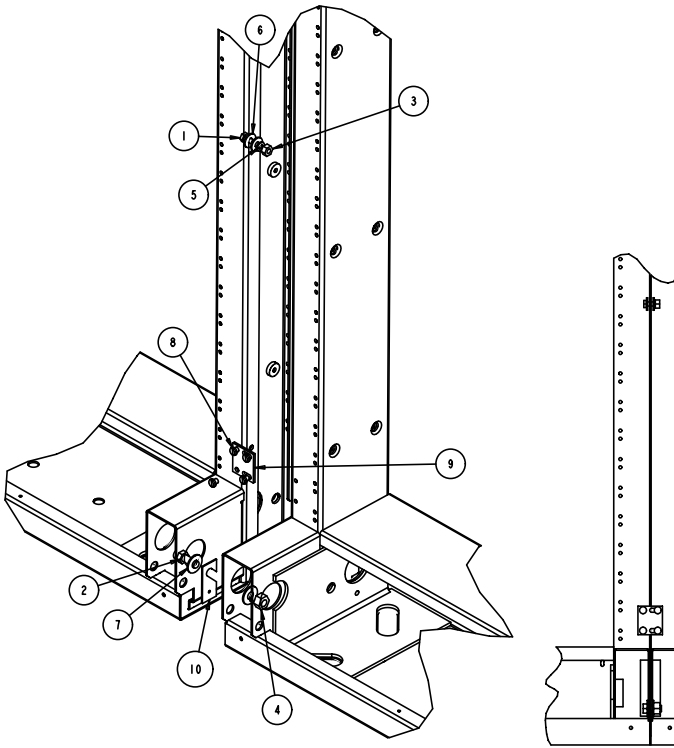
	Item	Qty	Description
Stock List	1	4	3/8"-16 x 3" hhcs
	2	4	3/8" flat washer
	3	1	spacer box - NGN as ufer

Notes:

- XX= finish code; standard finish, xx= 31.
- For use with 004900 series racks.

JUNCTION KIT FOR SEISMIC UNEQUAL FLANGE EQUIPMENT RACK OR SEISMIC NETWORK BAY

Modified:09/22/2009



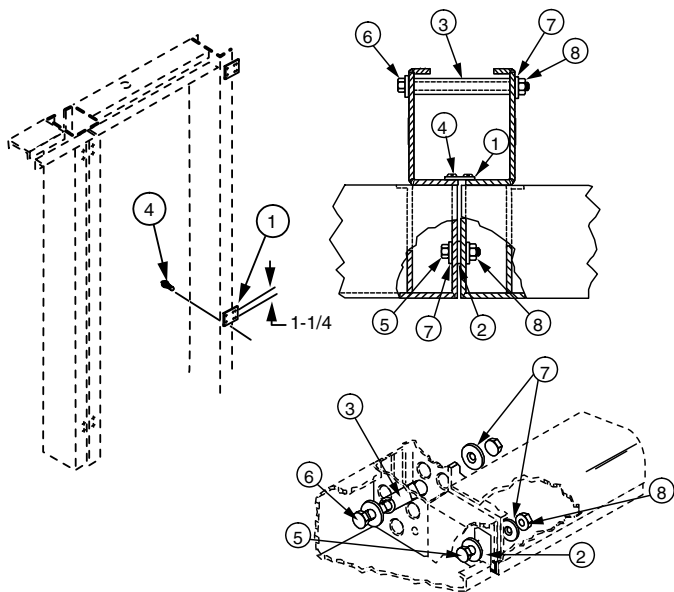
Part Number	
Ordering	0046190010

Stock List		
Item	Qty	Description
1	4	1/4"-20 x 3/4" hhcs
2	1	3/8"-16 x 5/8" hhcs
3	4	1/4"-20 hhn
4	1	3/8"-16 hex nut
5	4	1/4" lockwasher
6	8	1/4" flat washer
7	2	3/8" flat washer
8	16	12-24 x 1/4" phms
9	4	junction plate
10	1	spacer

C8

JUNCTION KIT

Modified:09/22/2009



part number		rack
Ordering Table	00410300 XX	ufer
	00410301 XX	ngn

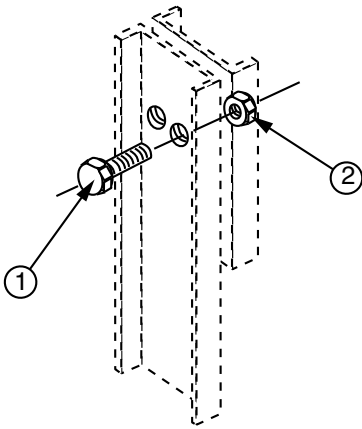
Stock List		
Item	Qty	Description
1	ar	junction plate
2	ar	front spacer
3	ar	rear spacer
4	ar	12-24 x 1/4" phms
5	1	3/8"-16 x 7/8" hhcs
6	1	3/8"-16 x 5-1/2" hhcs
7	4	3/8" flat washer
8	2	3/8"-16 hex nut
9	1	junction clip

Notes:

- XX= finish code; standard finish, XX= 10.
- Item 9, junction clip, is not required for all applications of this kit.

RACK FASTENERS FOR JOINING TWO RACKS

Modified:10/14/2009



Part Number	
Ordering	0040310010

Stock List		
Item	Qty	Description
1	6	3/8"-16 x 1-1/4" hhcs
2	6	3/8"-16 hex nut

C8