

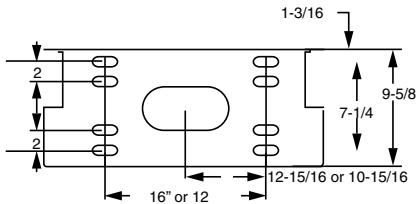
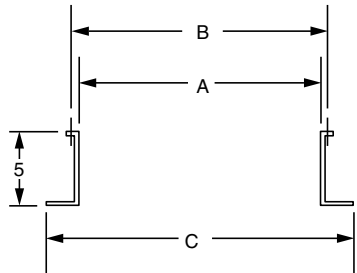
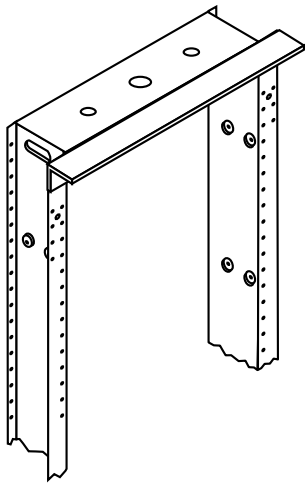
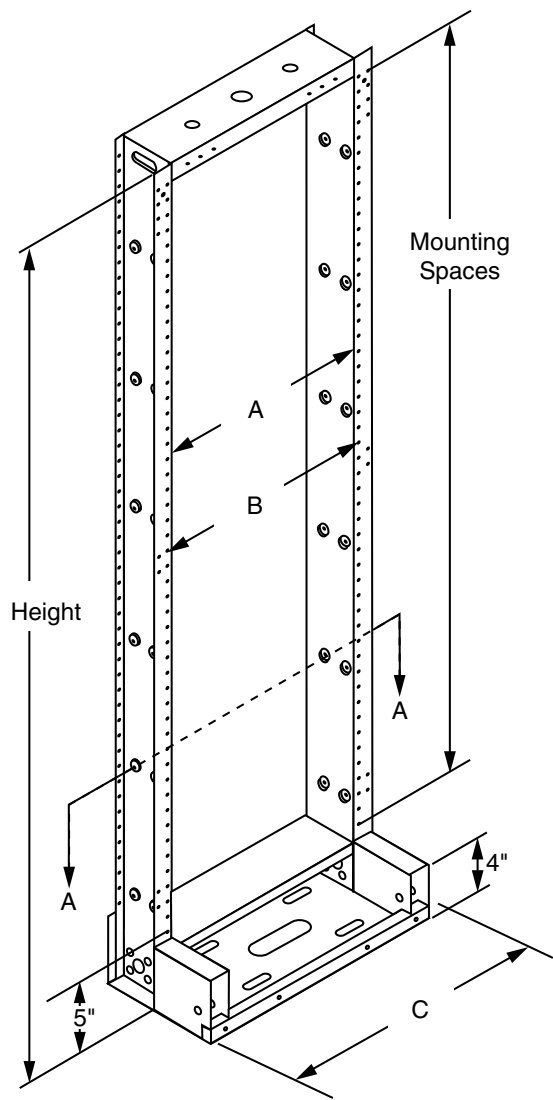
NETWORK BAY FRAME

Modified:12/08/2020

01 & 02 Top Configuration

03 AND 04 TOP CONFIGURATION

Closed Duct Rack Shown



Notes:

- XX= finish code; standard finish, 64. Others available upon request.
- Front and rear of frame tapped for 12-24 screws.
- Cable tie mounts are included
- Order cable tie bar kit (004119) as required.
- Uprights are made of .125 ga.
- Base plate is 13 ga. (.090).
- Order accessories as required.
- Newton Instrument Co. no longer manufactures 11'-6 and 11'-8 Unequal Flange Equipment Racks. We suggest for those environments that you use a 7ft rack and a height extender. (see 004113 thru 004116series) to match your rack width and hole spacing.

10 DIGIT ORDERING NUMBER

- Figure No. + Dash No. + Finish Code = Part Number
- 004401+ 03 + 64 =0044010364
- 23" X 8' Closed Network Bay With A 1" Mounting Hole Pattern In A Network Blue Finish

Figure Number	A	B	C	Duct	Hole Pattern
004401	21-1/2"	22-5/16"	25-15/16"	closed	1"
004402	21-1/2"	22-5/16"	25-15/16"	closed	1-3/4"
004406	21-1/2"	22-5/16"	25-15/16"	open	1"
004407	21-1/2"	22-5/16"	25-15/16"	open	1-3/4"
004411	17-1/2"	18-5/16"	21-15/16"	closed	1"
004412	17-1/2"	18-5/16"	21-15/16"	closed	1-3/4"
004417	17-1/2"	18-5/16"	21-15/16"	open	1-3/4"

+

Dash	Height	Mtg. Spaces	
		1"	1-3/4"
01	7'-0"	77	44
02	7'-6"	83	47
03	8'-0"	88	51
04	9'-0"	100	57

+

Color Code	Description
64	Blue
30	TE Gray
31	Gray