

SUPPORT LEG

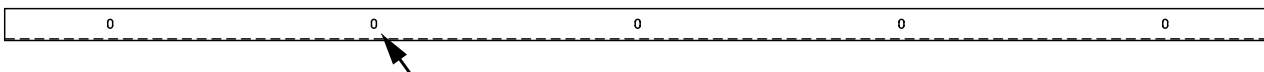
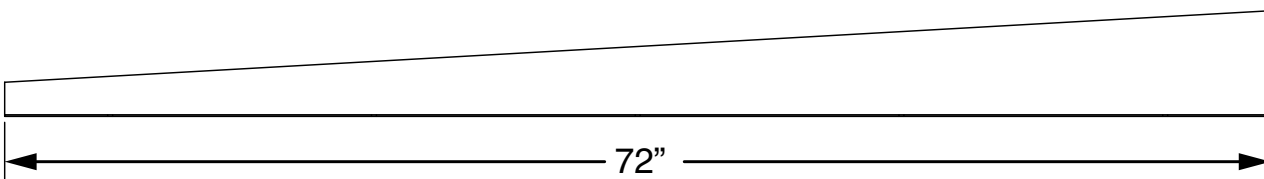

Modified:03/02/2015

Description: The support leg is used to provide additional strength to the overall structure on larger cage configurations. It is connected to the floor and any applicable vertical post as needed.

Ordering Table

Part Number

2229170048



.281 x .500 obround (5 places)

