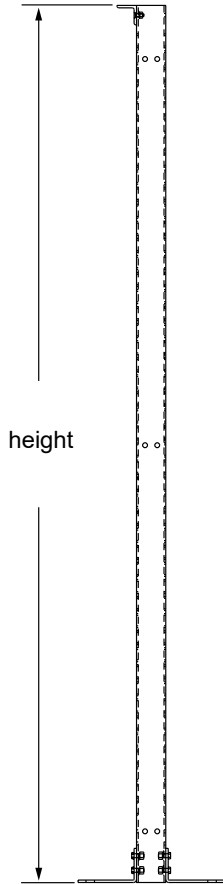
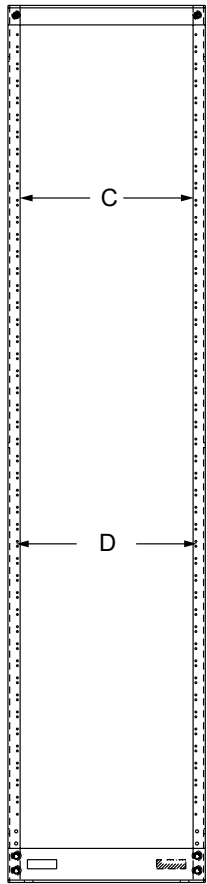
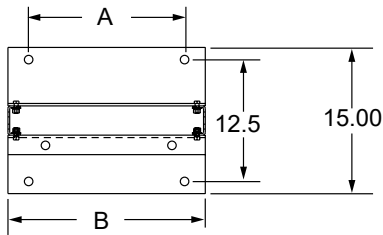
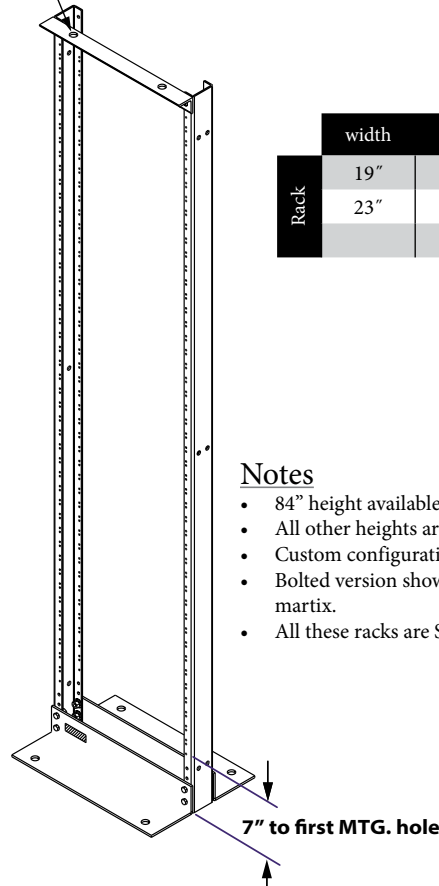


NFR (NEWTON FORMED RACK) - DATA OR TELCO

Modified:07/14/2023



5/8" Holes for Bracing



Assembly instructions for Bolted NFR

- Attach top angle to uprights using 5/16 flat washer, 5/16 lock washer and 5/16 - 16 heavy hex nut.
- Attach the 2 floor angles using 3/8-16 x 1 hex head cap screw, 3/8 flat washer, 3/8 - 16 heavy hex nut.

	width	A	B	C	D
Rack	19"	16"	20-1/4"	17-3/4"	18-5/16"
	23"	20"	24-1/4"	21-3/4"	22-5/16"

Notes

- 84" height available in all upright spacing configurations.
- All other heights are custom, made to order.
- Custom configurations may require a minimum quantity.
- Bolted version shown. Welded version is also available, see ordering matrix.
- All these racks are Steel.

NFRxxxxxx

NFR	AAA	BB	CC	XX
NFR: NEWTON FORMED RACK				XX: FINISH CODE 30 = TELCO GRAY 47 = RAVEN BLACK
AAA: HEIGHT 072 = 72" or 6'-0" overall height 084 = 84" or 7'-0" overall height (standard height) 090 = 90" or 7'-6" overall height 096 = 96" or 8'-0" overall height 108 = 108" or 9'-0" overall height				
BB: WIDTH 19 = 19" wide 23 = 23" wide			CC: UPRIGHT SPACING 00 = Welded EIA Wide (1-1/4" - 1/2") 01 = Welded EIA Universal (5/8" - 5/8" - 1/2") 02 = Welded WECO (1" Pattern) 50 = Bolted EIA Wide (1-1/4" - 1/2") 51 = Bolted EIA Universal (5/8" - 5/8" - 1/2") 52 = Bolted WECO (1" Pattern)	